



PRO TECH 2500

Residential Steel Garage Doors

HÖRMANN

Pro Tech 2500

White Traditional Panel with Standard Windows



Pro Tech 2500

Formally marketed as 500 Series

VALUE



Door: Ltd Lifetime




Hardware: 2 yr



Springs: 3 yr

- **R-7.4** with Opt. Insulation
- Steel (25 ga.)
- 2" Section Thickness
- 5 Colors
- 5 Panel Designs
- 26 Window Designs

Thermal Rating





Customizations



Low Maintenance



Luxury Level



Section Detail

SECTION DETAIL Pro Tech panels are produced in a woodgrain texture exterior face. All doors are customizable with 26 window designs and include clear annealed glass.

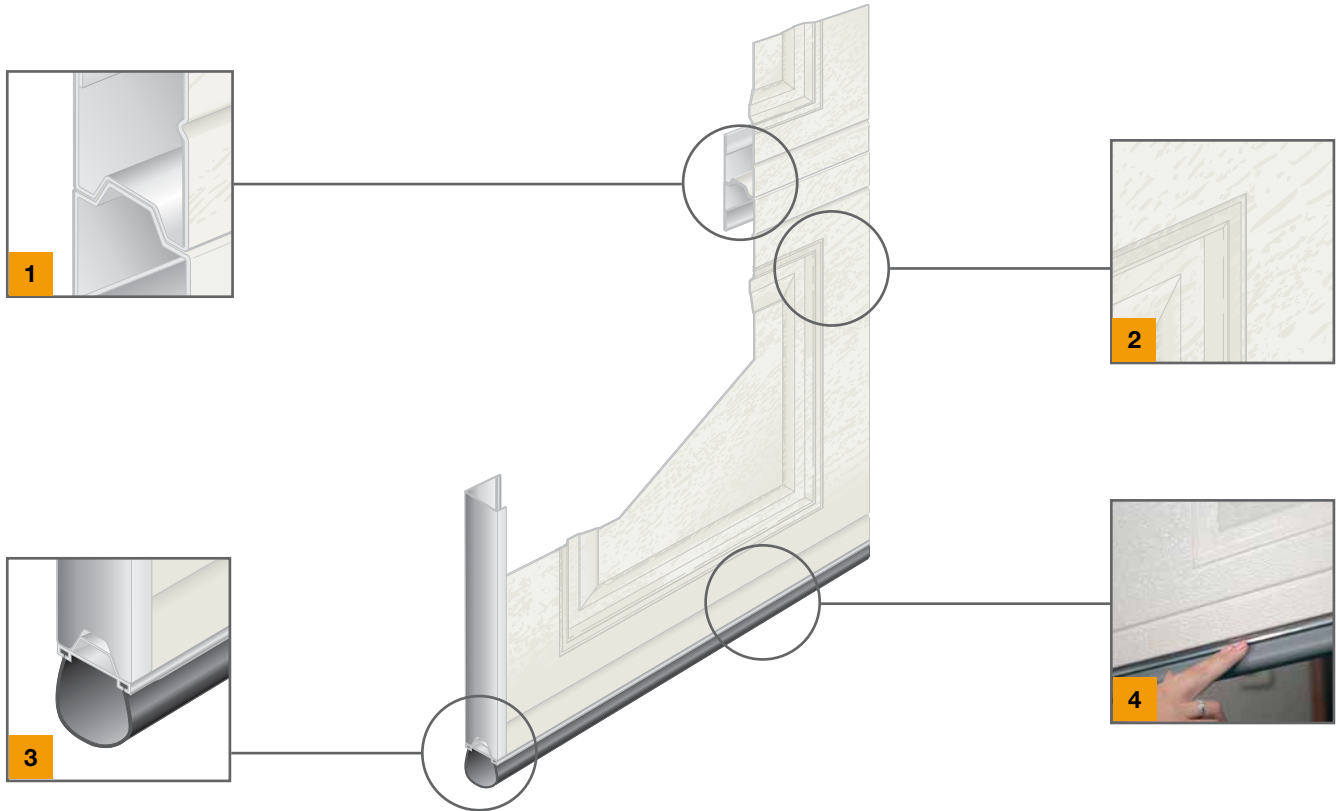
Left Facing Page Image: White traditional panel door with standard windows

Bottom Left Image: Close-up of a white traditional panel with woodgrain texture.

Pro Tech 2500

Panel Features

The Industry Leader in Innovative Door Safety, Economy, and Selection



Tongue & Groove Section Joints **1**

Precisely designed section joints reduce air infiltration and create weather tight seal.

Bottom Weather Seal **3**

Keeps out wind, rain, debris and other elements for added energy savings.

Panel Embossment **2**

Easy to clean woodgrain texture, galvanized and finish painted steel provide years of trouble-free performance and beauty.


Aluminum Retainer **4**

Hörmann minimizes floor corrosion by utilizing an aluminum bottom seal retainer that never rusts and is more durable than brittle plastic retainers.

Panel Design Options

CHOOSE YOUR PANEL DESIGN.

Panels come in four different styles allowing you to choose the perfect match for the design of your home.



1



2

- 1 Traditional
- 2 Long Raised
- 3 Carriage
- 4 Cottage
- 5 Shaker



3



4




5



Almond Long Raised Panel with Standard Windows

Pro Tech 2500

Color Options | Glass Options



Color Options

CHOOSE YOUR BEST MATCH.

Panels are available in four standard colors ready for your personal touch to enhance the look of your home.


- 1 White
- 2 Sandstone
- 3 Almond
- 4 Brown
- 5 Black

Glass Options



- 1 1/4" Clear
- 2 1/8" Bronze
- 3 White Laminated
- 4 Black Laminated
- 5 1/8" Satin Etch
- 6 Frosted Gluechip
- 7 1/8" Greylite
- 8 1/8" Mistlite
- 9 1/8" P516 Obscure

Window Design Options



- 1** Standard Short
- 2** Standard Long
- 3** Cross Short
- 4** Cross 6 Long
- 5** Cross 8 Long (2 panels)
- 6** Cross 8 Long (4 panels)
- 7** Cross Arch
- 8** Cross 8 Long & Cross Arch
- 9** Stockbridge Short
- 10** Stockbridge Long
- 11** Stockbridge Arch
- 12** Stockbridge & Arch Long
- 13** Prairie Short
- 14** Prairie Long
- 15** Cathedral Short
- 16** Cathedral Long
- 17** Cascade Short
- 18** Cascade Long
- 19** Diamond Short
- 20** Diamond Long
- 21** Sherwood Short
- 22** Sherwood Long
- 23** Sunrise Ranch (2 panels)
- 24** Sunrise Ranch (4 panels)
- 25** Sunrise Traditional (4 panels)
- 26** Sunrise Traditional (8 panels)

HÖRMANN NORTH AMERICA



Sparta, TN - North American Headquarters / Sectional Doors

FIVE PRODUCTION PLANTS, ONE FAMILY



Puyallup, WA - Sectional Doors



Montgomery, IL - Sectional Doors

As one of the world's leading manufacturers of doors we're committed to providing the best quality, value, and selection.

Whether residential, commercial or industrial, we have the door you're looking for. Each Hörmann product gives you the perfect array of benefits and options to satisfy your customers.



Barrie, ON (CAN) - High Performance Doors



Burgettstown, PA - High Performance Doors

Canada
Toll Free: +1 833 743 2443
Email: info@nwdca.ca
Website: nwdca.ca

Eastern and Central US
Toll Free: +1 877 654 6762
Email: info1@hormann.us
Website: hormann.us

Western US
Toll Free: +1 800 522 2264
Email: info@northwestdoor.com
Website: northwestdoor.com

AVAILABLE FROM:

